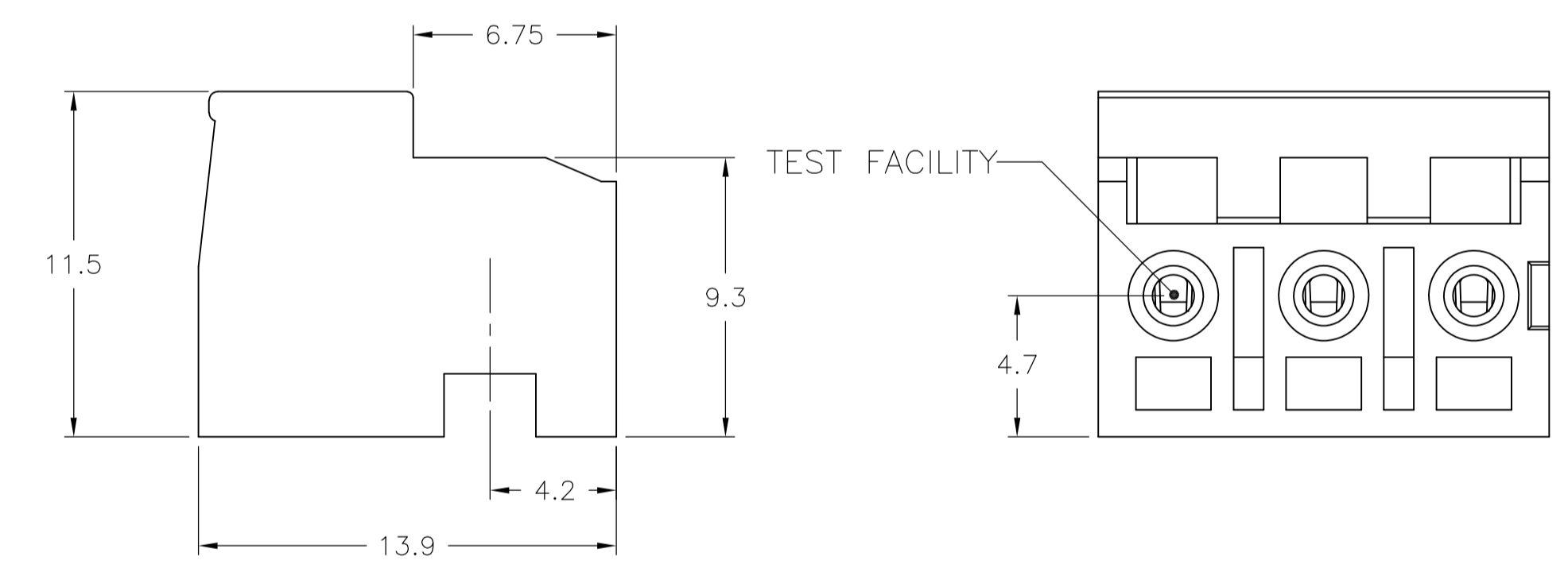
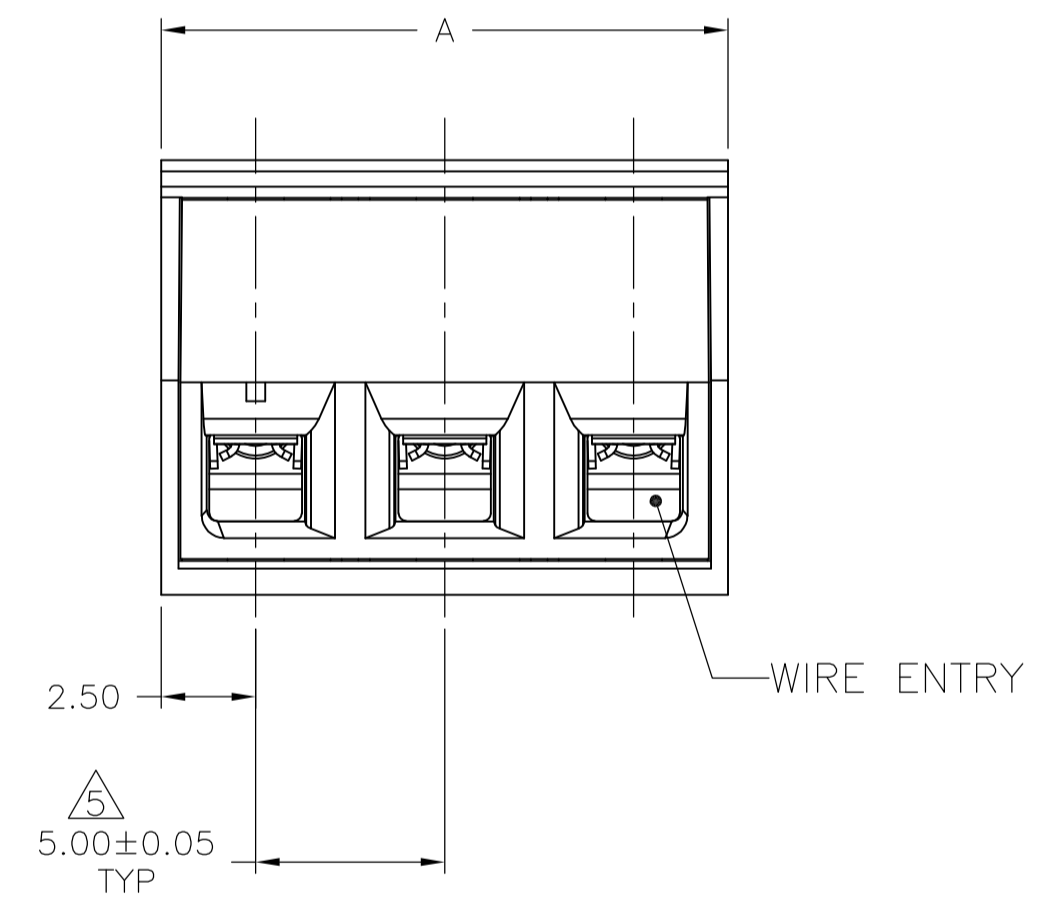
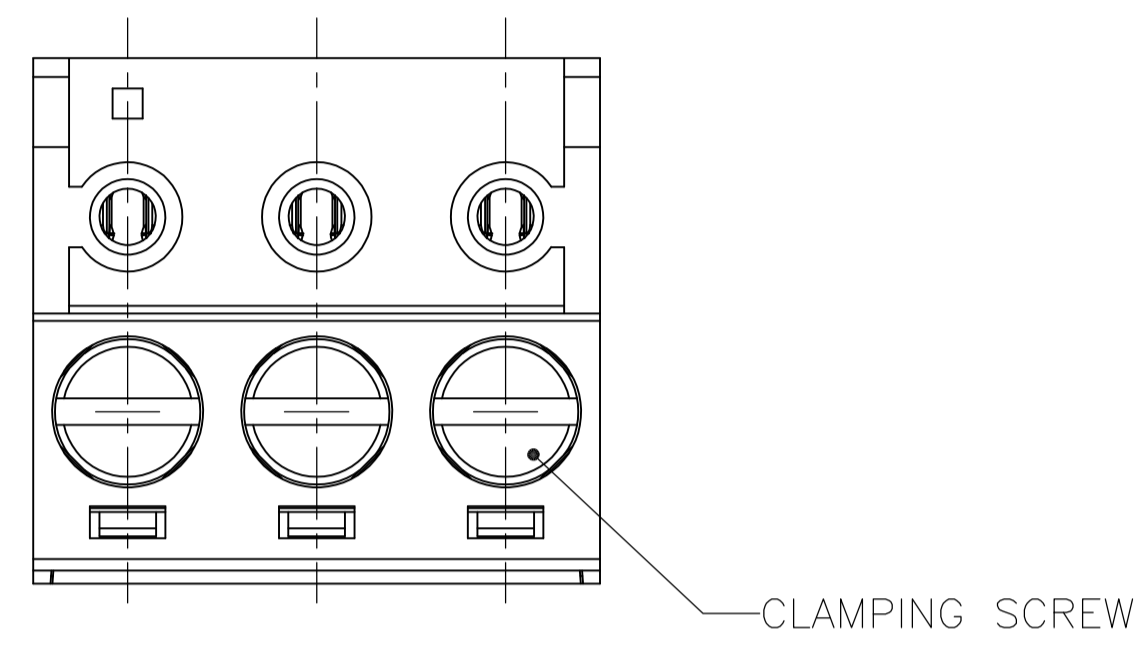


LOC		DIST		REVISIONS			
P	LTR	DESCRIPTION	DATE	DMN	APVD		
L5	REVISED PER	ECO-15-007618	16JUL2015	AP	PS		

NOTES:

- 1 MATERIALS AND FINISH
HOUSING: PA 6-6, UL 94-V0, COLOR: GREEN.
CLAMP: BRASS, NICKEL PLATED.
CONTACT: PHOSPHOR BRONZE, TIN PLATED.
CLAMPING SCREW: M3, BRASS, NICKEL PLATED.
- 3. RECOGNIZED UNDER THE COMPONENT PROGRAM OF UNDERWRITERS LABORATORIES INC. FILE NO. E60677.
- 4. IMQ CERTIFICATE WITH SURVEILLANCE IN CONFORMITY WITH IEC 998-1/998-2-1.
- 5 NOT CUMULATIVE TOLERANCE.
- 6 INK MARKING, BLACK COLOR.
- 7 INK MARKING, WHITE COLOR.
- 8 WIRE ENTRY IN THE CLOSED POSITION.
- 9 SEE FIGURE.
- 10 END TO END STACKABLE W/O LOSS OF CENTERLINE SPACING.
- 11. MECHANICAL:
INSERTION FORCE PER POLE MAX 2N (MAX .450 lbf)
WITHDRAWAL FORCE PER POLE MIN 1.2N (MAX .270 lbf)
RECOMMENDED/HIGHEST TIGHTENING TORQUE 0.5/0.6 Nm (4.42/5.30 lbf in)
WIRE STRIPPING LENGTH 4 TO 6 mm (.16 TO .24 in)
OPERATING TEMPRATURE RANGE -40°C TO +110°C (-40°F TO +230°F)
- 12. ELECTRICAL:
RATED VOLTAGE : 300 V
RATED CURRENT 12 A
WIRE SIZE RANGE : 14-30 AWG
CONTACT RESISTANCE <15 mΩ
INSULATION RESISTANCE >1000M Ω (500V DC)

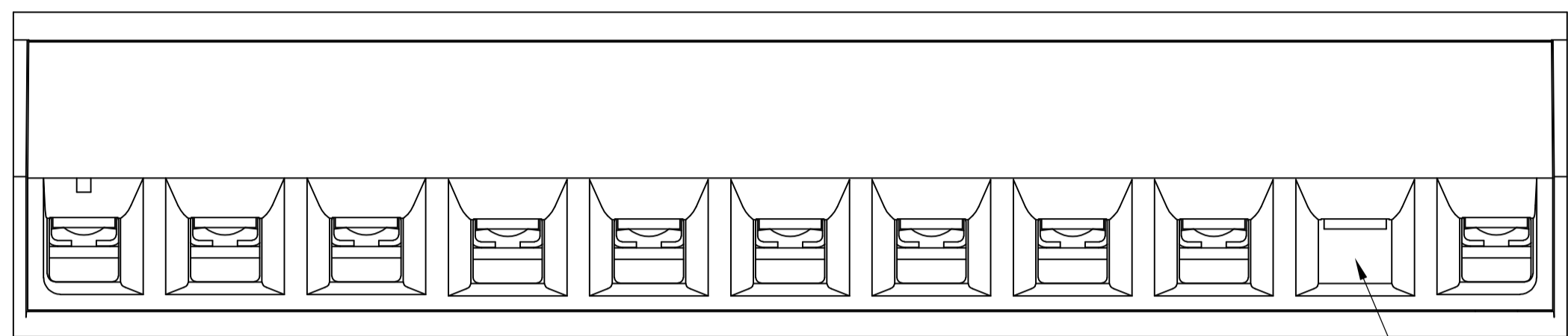


6,9	TIN	-	15	3	3-282830-7
6,9	0.254um GOLD	-	10	2	3-282830-6
8	TIN	-	30	6	3-282830-5
7,9	TIN	-	15	3	3-282830-4
7,9	TIN	-	10	2	3-282830-3
6,9	TIN	-	45	9	3-282830-2
6,9	TIN	-	30	6	3-282830-1
6,9	TIN	-	125	3	3-282830-0
6,9	GOLD	-	15	3	2-282830-9
	TIN	1, 3 THRU 11	55	10	2-282830-8
	TIN	1 THRU 9, 11	55	10	2-282830-7
	TIN	-	125	25	2-282830-6
	TIN	-	120	24	2-282830-5
	TIN	-	115	23	2-282830-4
	TIN	-	110	22	2-282830-3
	TIN	-	105	21	2-282830-2
	TIN	-	100	20	2-282830-1
	TIN	-	95	19	2-282830-0
	TIN	-	90	18	1-282830-9
	TIN	-	85	17	1-282830-8
	TIN	-	80	16	1-282830-7
	TIN	-	75	15	1-282830-6
	TIN	-	70	14	1-282830-5
	TIN	-	65	13	1-282830-4
6,9	TIN	-	20	4	1-282830-3
	TIN	-	60	12	1-282830-2
	TIN	-	55	11	1-282830-1
	TIN	-	50	10	1-282830-0
	TIN	-	45	9	282830-9
	TIN	-	40	8	282830-8
	TIN	-	35	7	282830-7
	TIN	-	30	6	282830-6
	TIN	-	25	5	282830-5
	TIN	-	20	4	282830-4
	TIN	-	15	3	282830-3
	TIN	-	10	2	282830-2

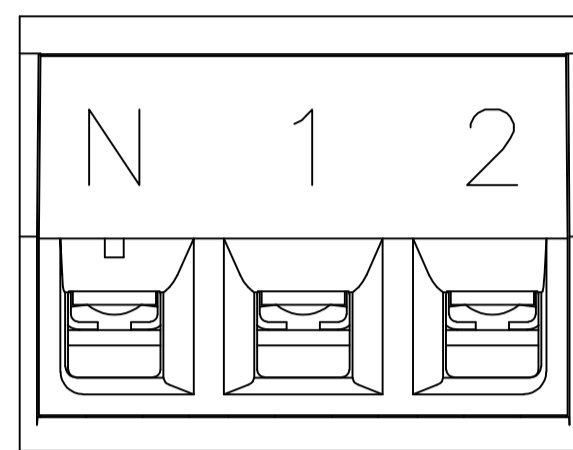
REMARKS	CONTACT PLATING	SELECT LOADED	A	NO OF POSN	PART NUMBER

THIS DRAWING IS A CONTROLLED DOCUMENT.		DIN S SCHLEGEL 28AUG2009		TE Connectivity	
DIMENSIONS: mm		TOLERANCES UNLESS OTHERWISE SPECIFIED:			
0 PLC ± - 1 PLC ± 0.2 2 PLC ± 0.15 3 PLC ± - 4 PLC ± - ANGLES ± °		DIMENSIONS: mm 0 PLC ± - 1 PLC ± 0.2 2 PLC ± 0.15 3 PLC ± - 4 PLC ± - ANGLES ± °		APVD C RICHARD 8/28/09 NAME: TERMINAL BLOCK PLUG 90/180 DEGREE, STRIGHT SIDE STACKABLE, 5.0mm PITCH PRODUCT SPEC: - APPLICATION SPEC: - SIZE: A1 CAGE CODE: 00779 DRAWING NO: 282830 WEIGHT: - CUSTOMER DRAWING	
MATERIAL: -		FINISH: -		SCALE: 4:1 SHEET: 1 OF 2 REV: L5	

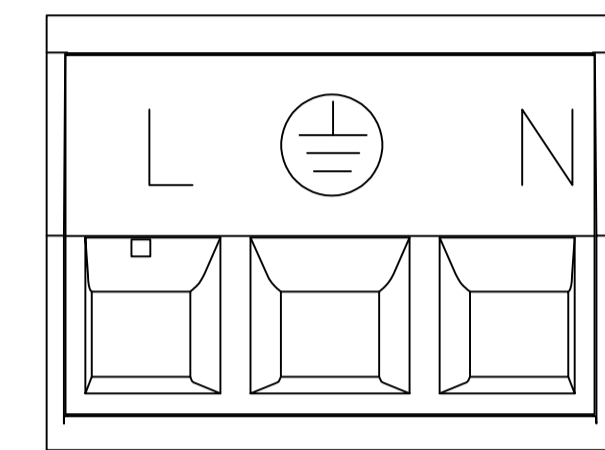
LOC		DIST		REVISIONS			
P	LTR	DESCRIPTION	DATE	DNW	APVO		
-	-	SEE SHEET 1	-	-	-		



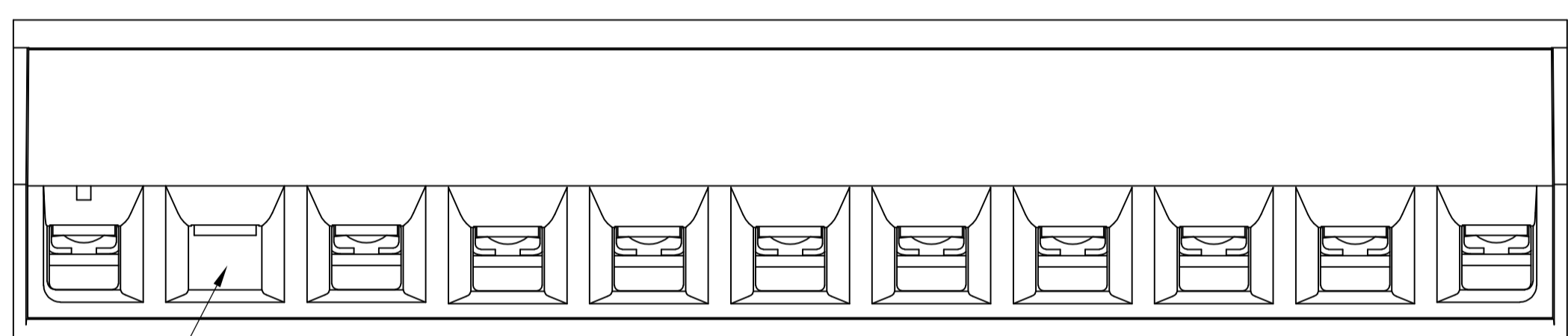
2-282830-7



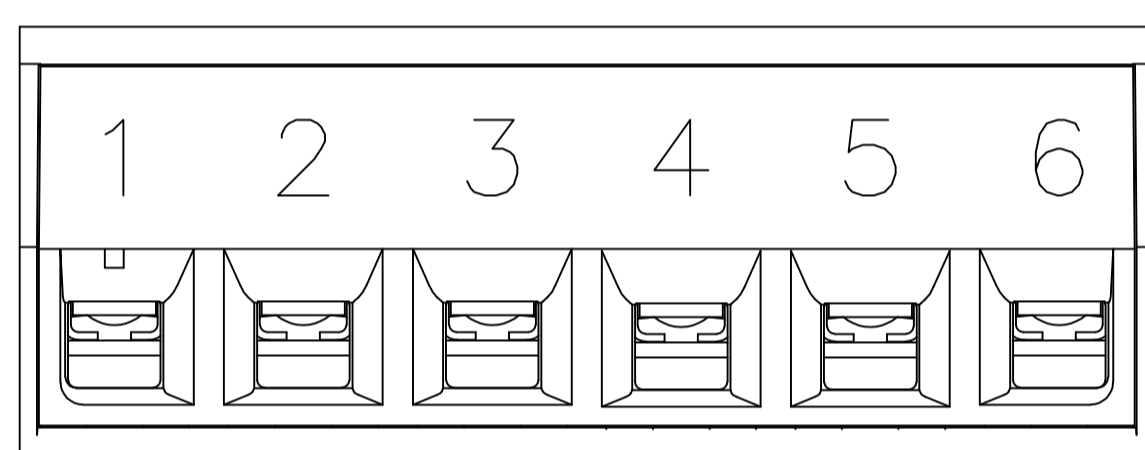
3-282830-0



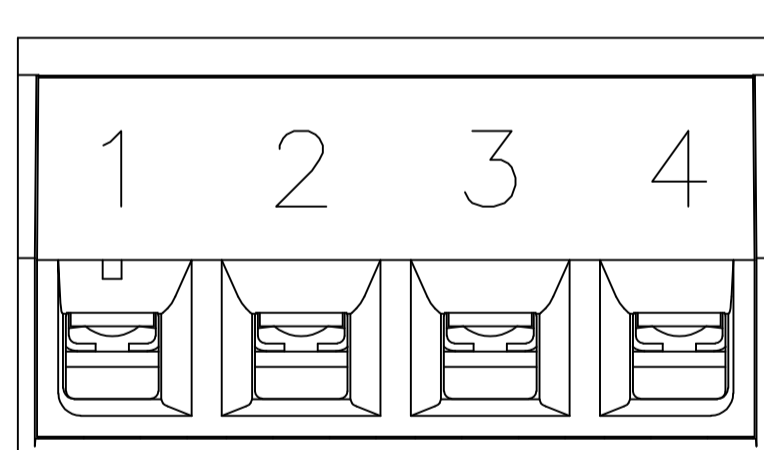
3-282830-7



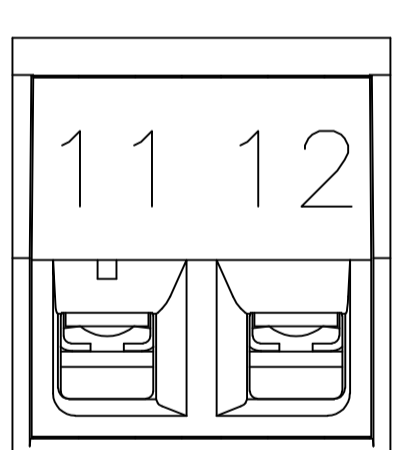
2-282830-8



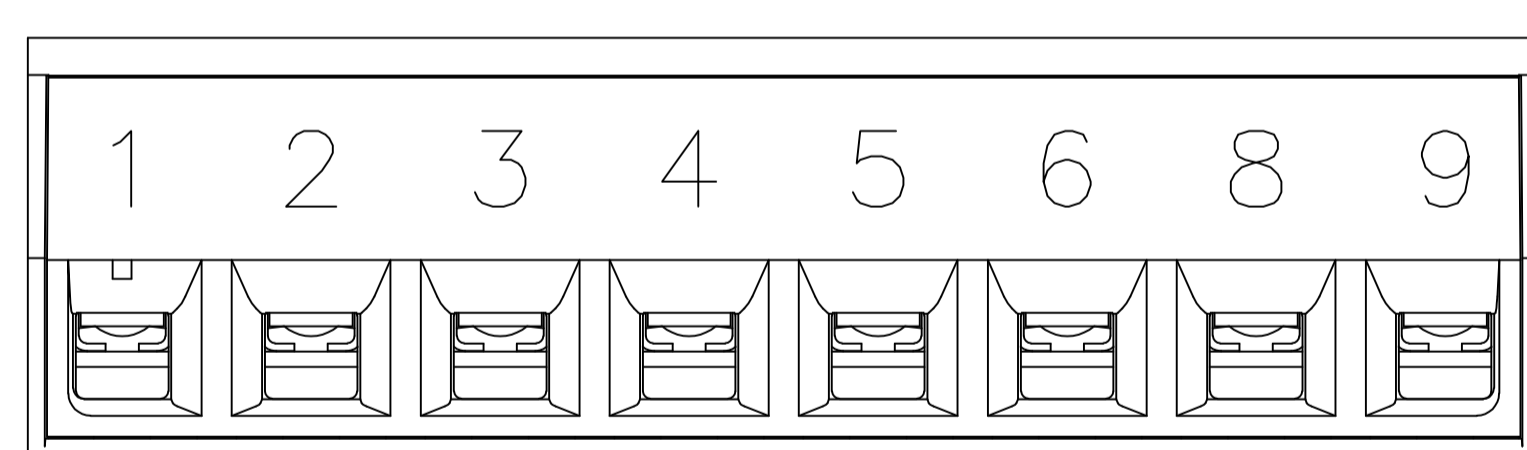
3-282830-1



1-282830-3



3-282830-3



3-282830-2

THIS DRAWING IS A CONTROLLED DOCUMENT.		DIN S SCHLEGEL 28AUG2009 CHK C RICHARD 8/28/09 APVO C RICHARD 8/28/09 PRODUCT SPEC APPLICATION SPEC WEIGHT CUSTOMER DRAWING	STE TE Connectivity NAME TERMINAL BLOCK PLUG 90/180 DEGREE STRIGHT SIDE STACKABLE, 5.0mm PITCH SIZE A1 CAGE CODE 00779 DRAWING NO. C=282830 SCALE 4:1 SHEET 2 OF 2 REV L5
DIMENSIONS: mm 	TOLERANCES UNLESS OTHERWISE SPECIFIED: 0. PLC ± - 1. PLC ± 0.2 2. PLC ± 0.15 3. PLC ± - 4. PLC ± - ANGLES ± °	RESTRICTED TO	